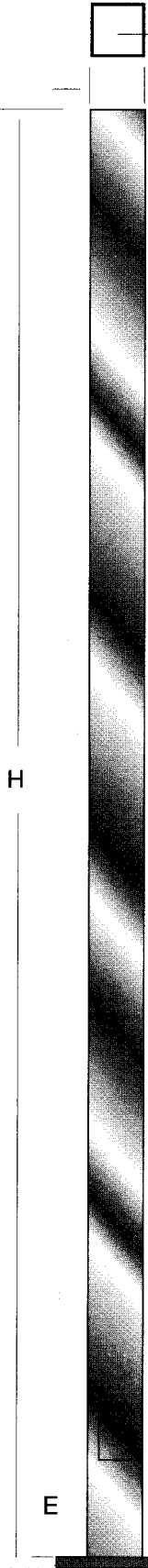


Square Straight Steel



CONSTRUCTION

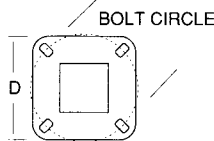
Square straight steel poles are fabricated from hot rolled carbon steel with a minimum yield strength of 55,000 psi. The anchor base shall be fabricated from hot rolled carbon steel with a minimum yield strength of 36,000 psi. The base telescopes the pole shaft and is circumferentially welded top and bottom. Anchor bolts are fabricated from hot rolled steel bar with a minimum yield strength of 50,000 psi. Anchor bolts are hot dip galvanized in accordance to ASTM-A-153.

OPTIONS

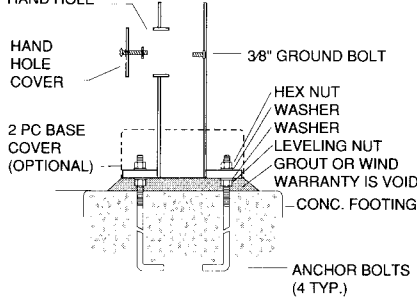
- AT - 2-3/8" O.D. X 5" long tenon
- BT - 2-7/8" O.D. X 5" long tenon
- CT - 3" O.D. X 5" long tenon
- BC - Two piece square base cover
- DR - Duplex receptacle
- PR - Provisions for receptacle

FINISH

- BZ - Bronze Paint
- BK - Black Paint
- GN - Green Paint
- WT - White Paint
- GA - Hot dip galvanized (Custom colors available. Please provide color chip.)



*3" X 5" REINFORCED HAND HOLE



CATALOG NUMBER	WALL A	SHAFT SIZE B	HT. H	BASE PLATE D	E	BOLT CIRCLE	ANCHOR BOLTS	EPA 100 MPH	SHIP WT.
SSS-11-308	.120"	3"SQ	8'	8"	1/2"	8"	3/4x16x3	8.0	48#
SSS-11-310	.120"	3"SQ	10'	8"	1/2"	8"	3/4x16x3	6.8	58#
SSS-11-312	.120"	3"SQ	12'	8"	1/2"	8"	3/4x16x3	6.2	68#
SSS-11-314	.120"	3"SQ	14'	8"	1/2"	8"	3/4x16x3	5.0	78#
SSS-11-408	.120"	4"SQ	8'	9 1/2"	1/2"	9 1/2"	3/4x16x3	28.8	64#
SSS-11-410	.120"	4"SQ	10'	9 1/2"	1/2"	9 1/2"	3/4x16x3	26.0	78#
SSS-11-412	.120"	4"SQ	12'	9 1/2"	1/2"	9 1/2"	3/4x16x3	23.0	92#
SSS-11-414	.120"	4"SQ	14'	9 1/2"	1/2"	9 1/2"	3/4x16x3	21	106#
SSS-11-415	.120"	4"SQ	15'	9 1/2"	1/2"	9 1/2"	3/4x16x3	18	113#
SSS-11-416	.120"	4"SQ	16'	9 1/2"	1/2"	9 1/2"	3/4x16x3	16	120#
SSS-11-418	.120"	4"SQ	18'	9 1/2"	3/4"	9 1/2"	3/4x24x3	14	134#
SSS-11-420	.120"	4"SQ	20'	9 1/2"	3/4"	9 1/2"	3/4x24x3	10.0	148#
SSS-11-422	.120"	4"SQ	22'	9 1/2"	3/4"	9 1/2"	3/4x24x3	8	162#
SSS-11-424	.120"	4"SQ	24'	9 1/2"	3/4"	9 1/2"	3/4x24x3	7	176#
SSS-11-425	.120"	4"SQ	25'	9 1/2"	3/4"	9 1/2"	3/4x24x3	6	190#
SSS-7-420	.180"	4"SQ	20'	9 1/2"	3/4"	9 1/2"	3/4x24x3	15	208#
SSS-7-422	.180"	4"SQ	22'	9 1/2"	3/4"	9 1/2"	3/4x24x3	11	227
SSS-7-424	.180"	4"SQ	24'	9 1/2"	3/4"	9 1/2"	3/4x24x3	10	246#
SSS-7-425	.180"	4"SQ	25'	9 1/2"	3/4"	9 1/2"	3/4x24x3	8	256#
SSS-11-520	.120"	5"SQ	20'	11 3/4"	3/4"	12"	3/4x24x3	18	190#
SSS-11-522	.120"	5"SQ	22'	11 3/4"	3/4"	12"	3/4x24x3	16	206#
SSS-11-524	.120"	5"SQ	24'	11 3/4"	3/4"	12"	3/4x24x3	13	222#
SSS-11-525	.120"	5"SQ	25'	11 3/4"	3/4"	12"	3/4x24x3	10	230#
SSS-11-527	.120"	5"SQ	27'	11 3/4"	3/4"	12"	1x36x4	8	246#
SSS-11-530	.120"	5"SQ	30'	11 3/4"	3/4"	12"	1x36x4	5	272#
SSS-7-520	.180"	5"SQ	20'	11 3/4"	3/4"	12"	1x36x4	23	266#
SSS-7-522	.180"	5"SQ	22'	11 3/4"	3/4"	12"	1x36x4	20	290#
SSS-7-524	.180"	5"SQ	24'	11 3/4"	3/4"	12"	1x36x4	18	314#
SSS-7-525	.180"	5"SQ	25'	11 3/4"	3/4"	12"	1x36x4	16	326#
SSS-7-527	.180"	5"SQ	27'	11 3/4"	3/4"	12"	1x36x4	13	350#
SSS-7-530	.180"	5"SQ	30'	11 3/4"	3/4"	12"	1x36x4	11.8	386#
SSS-7-625	.180"	6"SQ	25'	11 3/4"	3/4"	12"	1x36x4	28	389#
SSS-7-630	.180"	6"SQ	30'	11 3/4"	3/4"	12"	1x36x4	21	461#
SSS-7-635	.180"	6"SQ	35'	11 3/4"	1"	12"	1x36x4	15	533#
SSS-7-640	.180"	6"SQ	40'	11 3/4"	1"	12"	1x36x4	9	606#

*Hand hole on 3" and poles below 16' may not be reinforced.

ORDERING EXAMPLE

SSS-11 - 420 - BC - PR - GA