

SPECIFICATIONS

LIGHT DISTRIBUTION V

HOUSING _____

Heavy wall cast aluminum and heavy gauge spun aluminum construction.

LENS _____

12" diameter translucent white polycarbonate.

GUARD _____

Heavy wall cast aluminum.

BALLAST ASSEMBLY _____

Ballast is high power factor mounted on aluminum tray.

LAMP SOCKET _____

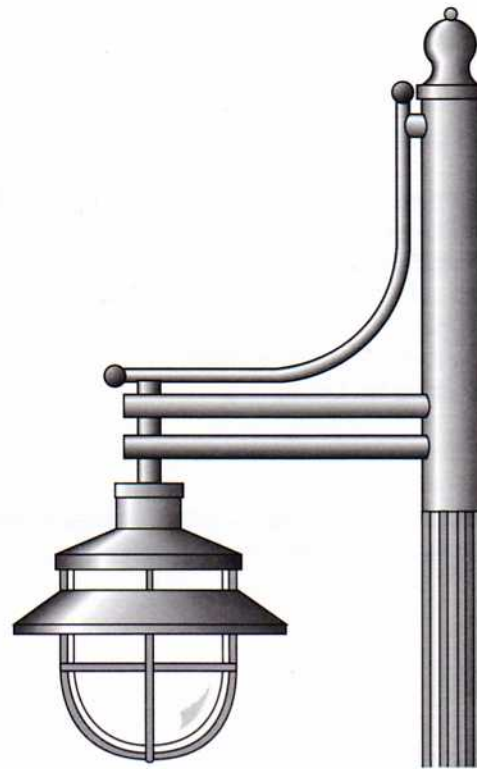
Spring loaded center contact.
Pulse rated for hps lamps.

ARM _____

1-5/8" O.D. extruded aluminum.

FINISH _____

Polyester powder fuse coating is standard, other finishes available, contact factory.

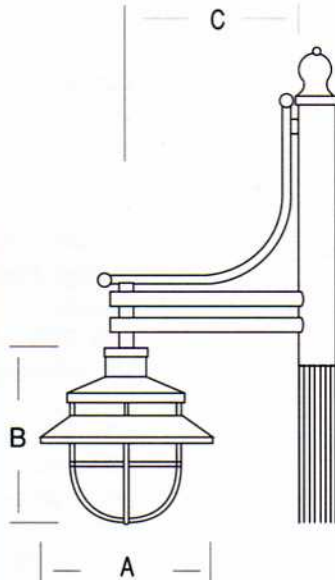
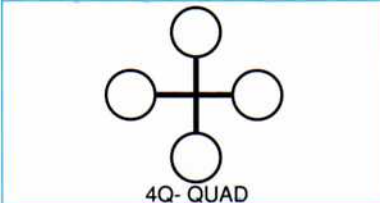
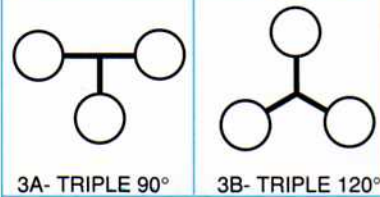
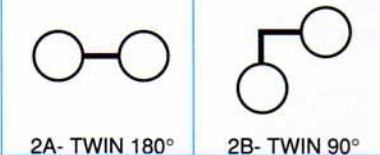
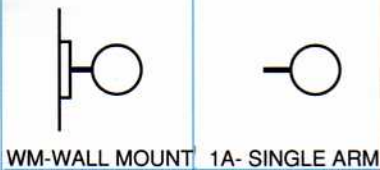


UL LISTED FOR WET LOCATION

MOUNTING STYLES

DIMENSIONAL DATA

ORDERING INFORMATION



WATTAGE	A	B	C
70 THRU 175	24"	26"	24"

- 1 Series
- 2 Mounting Style
- 3 Wattage
- 4 Lamps Type
V - Mercury Vapor
H - Metal Halide
S - High Pressure Sodium
- 5 Voltage
120, 208, 240, 277, 480
MT - Multi-tap (120, 208, 240, 277)
- 6 Finish
BZ - BRONZE
BK - Black
GN - Green
WT - White
(for any other color consult factory)
- 7 Option
GR - Glass Refractor and Clear Lens

EXAMPLE SERIES MOUNTING WATTAGE LAMP TYPE VOLTAGE FINISH OPTION
 PE - 1A - 100 - H - 120 - BK -