

BP SERIES

HOUSING _____
Heavy wall extruded aluminum.

LENS _____
.188" thick tempered glass.

BALLAST ASSEMBLY _____
Ballast is high power factor mounted on aluminum tray.

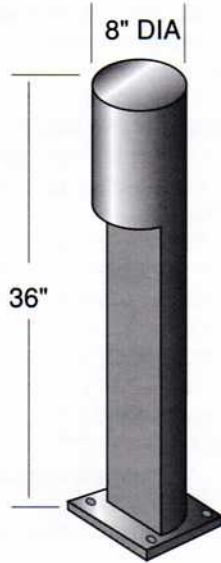
WATTAGE _____
35 through 100.

LAMP SOCKET _____
Medium base, spring loaded center contact.

POST _____
8" dia. heavy wall extruded alum. with base plate.

ANCHOR BOLTS _____
Four 1/2" x 10" x 2" galvanized.

FINISH _____
Polyester powder fuse coating is standard, other finishes available, contact factory.



UL LISTED FOR WET LOCATION

BQ SERIES

HOUSING _____
8" sq. heavy gauge aluminum with internal cast aluminum base.

LENS _____
.250" impact resistant clear acrylic.

REFLECTOR _____
Specular aluminum, type V light distribution.

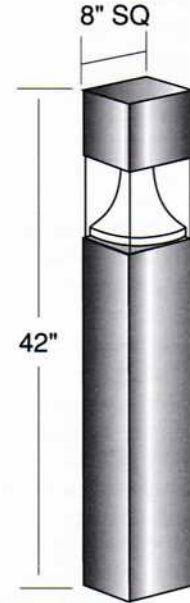
BALLAST ASSEMBLY _____
Ballast is high power factor mounted on aluminum tray.

WATTAGE _____
35 through 150.

LAMP SOCKET _____
Medium base, spring loaded center contact.

ANCHOR BOLTS _____
Three 1/2" x 10" x 2" galvanized.

FINISH _____
Polyester powder fuse coating is standard, other finishes available, contact factory.



UL LISTED FOR WET LOCATION

BR SERIES

HOUSING _____
Heavy wall extruded aluminum with internal cast aluminum base.

LENS _____
.250" impact resistant white acrylic.

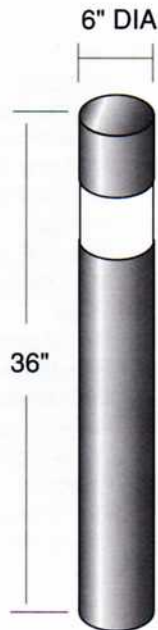
BALLAST ASSEMBLY _____
Ballast is high power factor mounted on aluminum tray.

WATTAGE _____
35 through 100.

LAMP SOCKET _____
Medium base, spring loaded center contact.

ANCHOR BOLTS _____
Three 1/2" x 10" x 2" galvanized.

FINISH _____
Polyester powder fuse coating is standard, other finishes available, contact factory.



UL LISTED FOR WET LOCATION

ORDERING INFORMATION

- 1 Series
- 2 Wattage
- 3 Lamps Type
V - Mercury Vapor
H - Metal Halide
S - High Pressure Sodium
- 4 Voltage
120, 208, 240, 277, 480
MT - Multi-tap (120, 208, 240, 277)
- 5 Finish
BZ - Bronze
BK - Black
GN - Green
WT - White
(for any other color consult factory)
- 6 Options:
HS - House Shield
FS - Fuse

EXAMPLE SERIES WATTAGE LAMP TYPE VOLTAGE FINISH OPTION

BQ - 100 - S - 120 - BZ