

SPECIFICATIONS

LIGHT DISTRIBUTION I, II, III, FT, V, AND VS

HOUSING

Heavy gauge spun aluminum. Closed cell neoprene foam gasket is applied between lens frame and housing.

LENS

.188 thick clear tempered glass, sealed into spun aluminum frame with silicone. Lens frame is hinged and secured with two stainless steel quarter turn fasteners.

REFLECTOR

Specular aluminum, available on type I, II, III, FT, V and VS light distribution.

BALLAST ASSEMBLY

Ballast is high power factor mounted on aluminum tray. The assembly is removable as unit for easy maintenance.

LAMP SOCKET

Spring loaded center contact.
Pulse rated for hps lamps.

FINISH

Polyester powder fuse coating is standard, other finishes available, contact factory.



UL LISTED FOR WET LOCATION

MOUNTING STYLES

DIMENSIONAL DATA

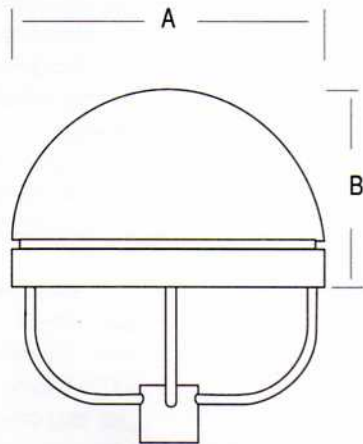
ORDERING INFORMATION



PT - POST TOP



IA - SINGLE ARM



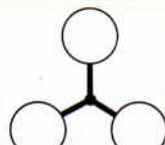
2A - TWIN 180°



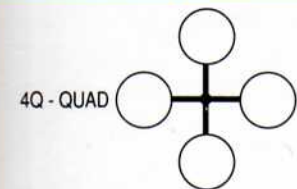
2B - TWIN 90°



3A - TRIPLE 90°



3B - TRIPLE 120°



4Q - QUAD

WATTAGE	A	B	EPA
70 THRU 400	20"	12"	1.1
1000	26"	16"	2.5

- 1 Series
- 2 Mounting Style
- 3 Wattage
- 4 Lamps Type
V - Mercury Vapor
H - Metal Halide
S - High Pressure Sodium
- 5 Voltage
120, 208, 240, 277, 480
MT - Multi-tap (120, 208, 240, 277)
- 6 Light Distribution: I, II, III, FT, V and VS
- 7 Finish
BZ - Bronze
BK - Black
GN - Green
WT - White
(for any other color consult factory)
- 8 Options:
RCP - Receptacle and Photo Control
RC - Photo Cell Receptacle only
PC - Photo Cell Only
FS - Fuse
HS - House Shield
PS - Polycarbonate Shield

EXAMPLE

SERIES MOUNTING WATTAGE LAMP TYPE VOLTAGE DISTRIBUTION FINISH OPTION

LS - PT - 400 - H - 240 - V - WT - PC