

SPECIFICATIONS

LIGHT DISTRIBUTION I, II, III, FT, V, AND VS

HOUSING

Heavy gauge extruded aluminum, internally sealed for weather proofing. Closed cell neoprene foam gasket is applied between lens frame and housing.

LENS

.188 thick clear tempered glass, sealed into mill finish extruded aluminum frame with silicone. Lens frame is hinged and secured with two stainless steel quarter turn fasteners.

REFLECTOR

Specular aluminum, available on type I, II, III, FT, V and VS light distribution.

BALLAST ASSEMBLY

Ballast is high power factor mounted on aluminum tray. The assembly is removable as unit for easy maintenance.

LAMP SOCKET

Spring loaded center contact.

Pulse rated for hps lamps.

ARM

Mounting arm is supplied with two rods and nuts for easy assembly of luminaire to pole.

FINISH

Polyester powder fuse coating is standard, other finishes available, contact factory.

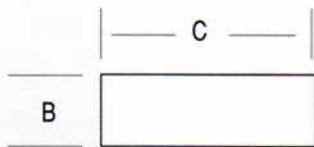
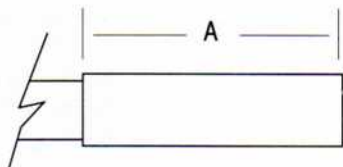
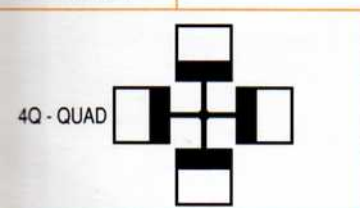
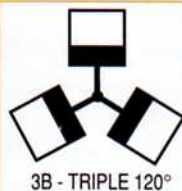
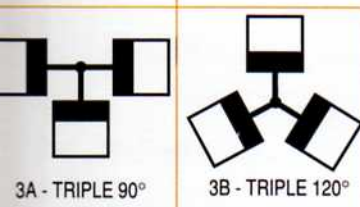
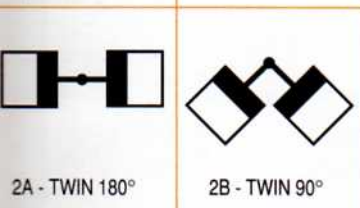
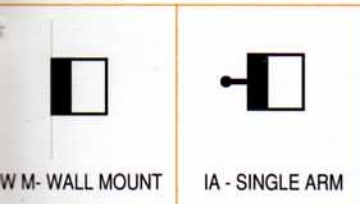
UL LISTED FOR WET LOCATION



MOUNTING STYLES

DIMENSIONAL DATA

ORDERING INFORMATION



WATTAGE	A	B	C	EPA
70 THRU 400	24"	6"	16"	1.14
1000	30"	10"	22"	3.07

- 1 Series
- 2 Mounting Style
- 3 Wattage
- 4 Lamps Type
 - V - Mercury Vapor
 - H - Metal Halide
 - S - High Pressure Sodium
- 5 Voltage
 - 120, 208, 240, 277, 480
 - MT - Multi-tap (120, 208, 240, 277)
- 6 Light Distribution: I, II, III, FT, V and VS
- 7 Finish
 - BZ - Bronze
 - BK - Black
 - GN - Green
 - WT - White
 - (for any other color consult factory)
- 8 Options:
 - RCP - Receptacle and Photo Control
 - RC - Photo Cell Receptacle only
 - PC - Photo Cell Only
 - FS - Fuse
 - HS - House Shield
 - PS - Polycarbonate Shield

EXAMPLE SERIES MOUNTING WATTAGE LAMP TYPE VOLTAGE DISTRIBUTION FINISH OPTION
 LA - 3A - 400 - S - 277 - III - BK - HS