

SPECIFICATIONS

LIGHT DISTRIBUTION I,II,III,FT,V AND VS

HOUSING

Heavy gauge spun aluminum. Closed cell neoprene foam gasket is applied between lens frame and housing.

LENS

.188 thick clear tempered glass, sealed into cast aluminum frame with silicone. Lens frame is hinged and secured with two stainless steel quarter turn fasteners.

REFLECTOR

Specular aluminum, available on type I, II, III, FT, V and VS light distribution.

BALLAST ASSEMBLY

Ballast is high power factor mounted on aluminum tray. The assembly is removable as unit for easy maintenance.

LAMP SOCKET


Spring loaded center contact.
Pulse rated for hps lamps.

ARM

Mounting arm is supplied with two rods and nuts for easy assembly of luminaire to pole.

FINISH

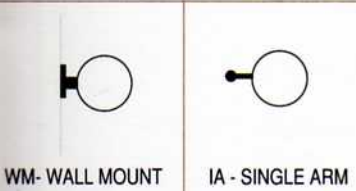
Polyester powder fuse coating is standard, other finishes available, contact factory.



MOUNTING STYLES

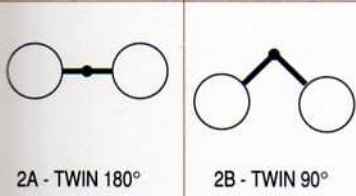
DIMENSIONAL DATA

ORDERING INFORMATION



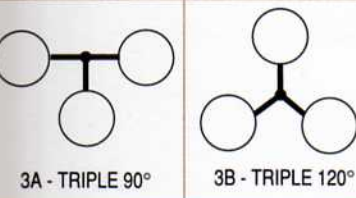
WM - WALL MOUNT

IA - SINGLE ARM



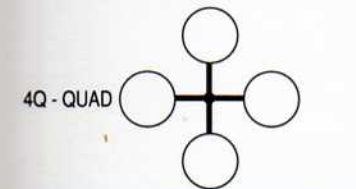
2A - TWIN 180°

2B - TWIN 90°

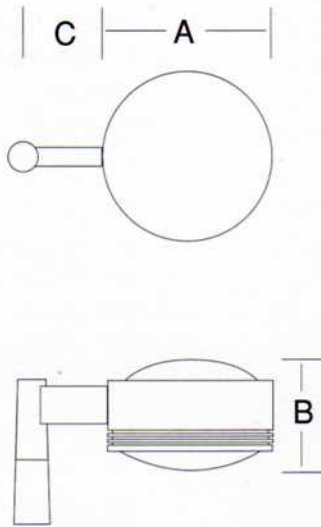


3A - TRIPLE 90°

3B - TRIPLE 120°



4Q - QUAD



WATTAGE	A	B	C
250 THRU 400	25"	17"	10"
70 THRU 175	20"	14"	8"

- 1 Series
- 2 Mounting Style
- 3 Wattage
- 4 Lamps Type
V - Mercury Vapor
H - Metal Halide
S - High Pressure Sodium
- 5 Voltage
120, 208, 240, 277, 480
MT - Multi-tap (120, 208, 240, 277)
- 6 Light Distribution: I, II, III, FT, V and VS
- 7 Finish
BZ - Bronze
BK - Black
GN - Green
WT - White
(for any other color consult factory)
- 8 Options:
RCP - Receptacle and Photo Control
RC - Photo Cell Receptacle only
PC - Photo Cell Only
FS - Fuse
HS - House Shield
PS - Polycarbonate Shield

EXAMPLE

SERIES MOUNTING WATTAGE LAMP TYPE VOLTAGE FINISH
 HPSL - 3A - 400 - S - 277 - HS